

Frontal panels Sp. 0,8 - 1 / Frontal panels D. 5/16" - 3/8"

D 3/8" x H 15 3/8"      D 5/16" x H 15 3/8"



300.FP.06.06 W 25 3/61"      300.FP.V1.06 W 25 3/61"  
 300.FP.06.07 W 31 1/8"      300.FP.V1.07 W 31 1/8"  
 300.FP.06.09 W 39"      300.FP.V1.09 W 39"  
 300.FP.06.11 W 46 7/8"      300.FP.V1.11 W 46 7/8"  
 300.FP.06.13 W 54 3/4"      300.FP.V1.13 W 54 3/4"  
 300.FP.06.15 W 62 5/8"      300.FP.V1.15 W 62 5/8"  
 300.FP.06.17 W 70 1/2"      300.FP.V1.17 W 70 1/2"  
 300.FP.06.19 W 78 3/8"      300.FP.V1.19 W 78 3/8"  
 Melaminico / Melamine      Vetro / Glass

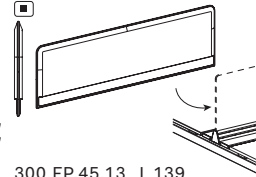
Frontal panel fonoassorbenti Sp. 3 / Acoustic frontal panels T. 1 3/16"

D 1 3/16" x H 15 3/8"      D 1 3/16" x H 23 1/4"



300.FP.40.06 W 25 3/61"      300.FP.50.13 W 54 3/4"  
 300.FP.40.07 W 31 1/8"      300.FP.50.15 W 62 5/8"  
 300.FP.40.09 W 39"      Tessuto/Fabric

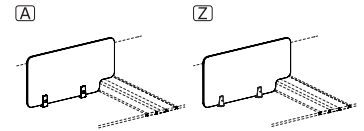
D 1 3/16" x H 15 3/8"



300.FP.45.13\_L 139  
 300.FP.45.15\_L 159  
 Frontal panel per profilo attrezzabile DV801 / Frontal panel for accessories profile DV801

Frontal panels con supporti integrati / Frontal panels with clamps

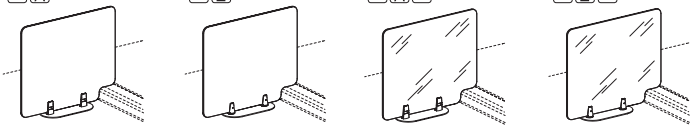
W 30 5/16" D 3/8" x H 15 3/8"



300.FR.19.07\_ Per piani melaminico / For worktops melamine  
 300.FR.19.07\_ Per piani melaminico / For worktops melamine

Fontal panels H 65 con supporto freestanding integrato / Frontal panels H 25 5/8" with freestanding bracket integrated

W 30 5/16" D 7 1/8" x H 25 5/8"      W 30 5/16" D 7 1/8" x H 25 5/8"      W 30 5/16" D 7 1/8" x H 25 5/8"      W 30 5/16" D 7 1/8" x H 25 5/8"



300.FR.20.07\_ Melaminico / Melamine      300.FR.20.07\_ Melaminico / Melamine      300.FR.21.07 Plexiglass      300.FR.21.07 Plexiglass

Fontal panels H 65 / Fontal panels H 25 5/8"

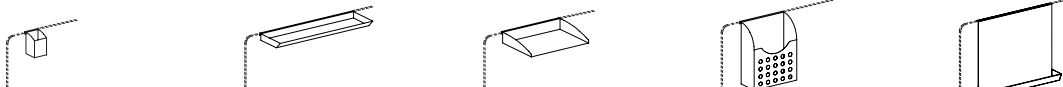
D 3/8" x H 25 5/8"      D 3/16" x H 25 5/8"



300.FP.09.06 W 25 3/61"      300.FP.69.06 W 25 3/16"  
 300.FP.09.07 W 31 1/8"      300.FP.69.11 W 46 7/8"  
 300.FP.09.09 W 39"      300.FP.69.13 W 54 3/4" ★  
 300.FP.09.11 W 46 7/8"      300.FP.69.15 W 62 5/8" ★  
 300.FP.09.13 W 54 3/4" ★  
 300.FP.09.15 W 62 5/8" ★  
 300.FP.09.17 W 70 1/2" ★  
 300.FP.09.19 W 78 3/8" ★  
 Melaminico / Melamine  
 ★ N.B.: Per i frontal con lunghezza maggiore o uguale ai 139 cm, ordinare 2 kit di supporti per frontal panel / Note: For frontal panels with a length greater than or equal to 54 3/4", order 2 kits of clamps-supports for frontal panels

Accessori per frontal panels in melaminico / Accessories for melamine frontal panels

W 2 9/16" D 2 9/16" x H 3 3/8"      W 1 9/34" D 6 11/16" x H 1 3/16"      W 1 2 3/16" D 8 11/16" x H 2"      W 9 1/16" D 3 15/16" x H 11 7/16"      W 13 6/8" D 2 9/16" x H 11 7/8"



300.FA.01.01

300.FA.02.05

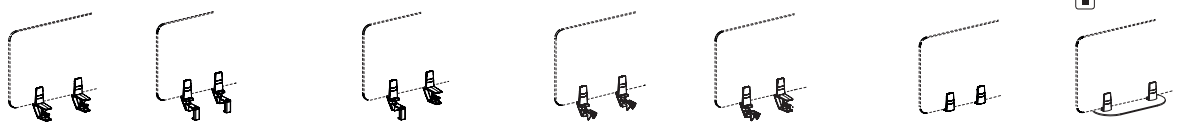
300.FA.04.03

300.FA.06.02

300.FA.08.03

Note: Il posizionamento degli accessori sui frontal panel in vetro prevede l'utilizzo di una guarnizione in PVC trasparente (Optional su richiesta) / Placement of accessories on glass frontal panel need the use of a transparent PVC gasket (Optional on request)  
 Non utilizzabile su frontal panels in plexiglass e frontal panels in tessuto fonoassorbente / Not usable for plexiglass frontal panels and acoustic frontal panels

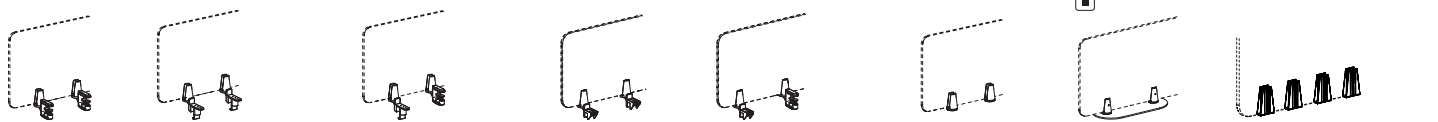
Morsetti e supporti in ABS per frontal panels Sp. 0,5 - 0,8 - 1 - 3 / ABS clamps for frontal panels T. 3/16" - 5/16" - 3/8" - 1 3/16" A



300.FP.27.00 Per piani / For worktops      300.FP.29.00 Per gamba (serie DV801 e DV802) / For leg (series DV801 and DV802)  
 300.FP.32.00 Per piano-gamba (serie DV801 e DV802) / For worktop-leg (series DV801 and DV802)  
 300.FP.30.00 Per gamba (serie DV805) / For leg (serie DV805)  
 300.FP.31.00 Per piano-gamba (serie DV805) / For worktop-leg (serie DV805)  
 300.FP.28.00 Per piani-binari / For worktops-track  
 300.FP.33.00 Free standing per piani / Free standing for worktops

Per frontal panels / For frontal panels (FP1, FP65, FPP, FP08, FPC1, FPC2)

Morsetti e supporti in ZAMA per frontal panels Sp. 0,5 - 0,8 - 1 - 3 / Zamak clamps for frontal panels T. 3/16" - 5/16" - 3/8" - 1 3/16" Z



300.FP.10.00 Per piani / For worktops      300.FP.20.00 Per gamba (serie DV801 e DV802) / For leg (series DV801 and DV802)  
 300.FP.21.00 Per piano-gamba (serie DV801 e DV802) / For worktop-leg (series DV801 and DV802)  
 300.FP.23.00 Per gamba (serie DV805) / For leg (serie DV805)  
 300.FP.24.00 Per piano-gamba (serie DV805) / For worktop-leg (serie DV805)  
 300.FP.22.00 Per piani-binari / For worktops-track  
 300.FP.33.00 Free standing per piani / Free standing for worktops  
 300.FP.26.00 Per FP 1; Per profilo attrezzabile (serie DV801) / For FP 1; For accessory profile (serie DV801)

Per frontal panels / For frontal panels (FP1, FP65, FPP, FP08, FPC1, FPC2)

Note:


1 Le dimensioni sono espresse in pollici - consultare il listino prezzi per le caratteristiche tecniche, i codici degli articoli e delle finiture / Dimensions are stated in inch - for technical characteristics, article code numbers and finishing see price list;

Prodotti non in pronta consegna. Per la disponibilità contattare l'ufficio commerciale / Items not in prompt delivery. Please contact the commercial department to check availability;

- A Morsetti o supporti in ABS / ABS clamps
- Z Morsetti o supporti in ZAMA / Zamak clamps
- P Plexiglass
- V Vetro / Glass.


Screens in plexiglass / Plexiglass screens

W 31 1/2" D 11 1/16"  
x H 31 1/2"



300.FP.67.08  
Plexiglass

W 39 3/8" D 11 1/16"  
x H 31 1/2"



300.FP.67.10  
Plexiglass


W 39 3/8" D 9 1/2"  
x H 26"



300.FR.22.10  
Plexiglass

Partitions

W 35 7/16" D 11 7/8"  
x H 70 7/8"



300.EM.07.00\_  
Melaminico o laminato bianco lucido  
/ Melamine or polished white

W 35 7/16" D 13 6/8"  
x H 70 7/8"



300.EM.08.00\_  
Melaminico o laminato bianco lucido  
/ Melamine or polished white  
Su ruote / On wheels

Accessori per partizioni  
/ Accessories for partitions

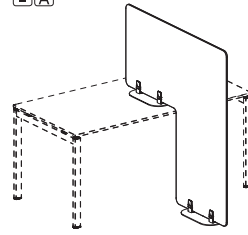
W 2 3/4" D 2 3/4"  
x H 3 9/16"



300.FA.09.01  
Portapenne / Pen holder

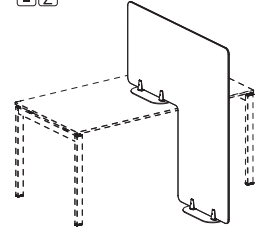
Frontal panels a pavimento / Floor frontal panels

W 51 3/16" D 7 1/8"  
x H 55 1/8"



300.FR.23.13\_  
Melaminico / Melamine

W 51 3/16" D 7 1/8"  
x H 55 1/8"



300.FR.23.13\_  
Melaminico / Melamine

Tavolini caffè universali / Universal coffee tables

Ø 23 5/8" x H 17 6/8"



300.TT.04.06\_  
Con gambe metalliche  
/ With metal legs

Ø 23 5/8" x H 17 6/8"



300.TT.04.06\_  
Con gambe metalliche  
/ With metal legs

Ø 23 5/8" x H 17 6/8"



300.TT.04.06\_  
Con gambe coniche in legno  
/ With wooden conic legs

Ø 23 5/8" x H 17 6/8"



300.TT.04.06\_  
Con gambe coniche in legno  
/ With wooden conic legs

Ø 23 5/8" x H 29 1/8"



804.TR.20.06\_  
Con gambe freestanding DV804  
/ With freestanding legs DV804

Ø 23 5/8" x H 29 1/8"



804.TR.20.06\_  
Con gambe freestanding DV804  
/ With freestanding legs DV804

Ø 23 5/8" x H 29 1/8"



300.TR.20.06\_  
Con gambe coniche in legno  
/ With wooden conic legs

Ø 23 5/8" x H 29 1/8"



300.TR.20.06\_  
Con gambe coniche in legno  
/ With wooden conic legs

W 39 3/8" D 39 3/8"  
x H 17 6/8"



300.TT.05.10\_  
Con gambe metalliche  
/ With metal legs

W 39 3/8" D 39 3/8"  
x H 17 6/8"



300.TT.05.10\_  
Con gambe metalliche  
/ With metal legs

W 39 3/8" D 39 3/8"  
x H 17 6/8"



300.TT.05.10\_  
Con gambe coniche in legno  
/ With wooden conic legs

W 39 3/8" D 39 3/8"  
x H 17 6/8"



300.TT.05.10\_  
Con gambe coniche in legno  
/ With wooden conic legs

W 39 3/8" D 39 3/8"  
x H 29 1/8"



804.TR.31.10\_  
Con gambe freestanding DV804  
/ With freestanding legs DV804

W 39 3/8" D 39 3/8"  
x H 29 1/8"



804.TR.31.10\_  
Con gambe freestanding DV804  
/ With freestanding legs DV804

W 39 3/8" D 39 3/8"  
x H 29 1/8"



300.TR.31.10\_  
Con gambe coniche in legno  
/ With wooden conic legs

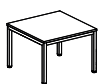
W 39 3/8" D 39 3/8"  
x H 29 1/8"



300.TR.31.10\_  
Con gambe coniche in legno  
/ With wooden conic legs

Tavolini caffè / Coffee tables

D 23 5/8" x H 16 6/8"



300.TT.02.06\_W 23 5/8"  
300.TT.02.12\_W 47 1/4"

D 23 5/8" x H 16 6/8"



300.TT.03.06\_W 23 5/8"  
300.TT.03.12\_W 47 1/4"

D 23 5/8" x H 17 6/8"



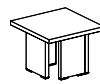
300.TV.25.06 W 23 5/8"  
300.TV.25.12 W 47 1/4"

D 23 5/8" x H 17 6/8"



Gamba a "X"  
/ "X" shaped leg

D 23 5/8" x H 17 6/8"



Gamba a "L"  
/ "L" shaped leg

Note:

1 Le dimensioni sono espresse in pollici - consultare il listino prezzi per le caratteristiche tecniche, i codici degli articoli e delle finiture / Dimensions are stated in inch - for technical characteristics, article code numbers and finishing see price list;

2 Prodotti non in pronta consegna. Per la disponibilità contattare l'ufficio commerciale / Items not in prompt delivery. Please contact the commercial department to check availability;

N.B. : Articoli completamente smontati / N.B.: Completely knocked-down

3 Le partizioni in laminato lucido (WL) possono essere utilizzate come lavagne con gli appositi pennarelli / Polished white laminated (WL) partitions can be used as blackboards with the appropriate markers

P Plexiglass

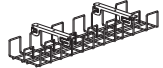




A Morsetti o supporti in ABS / ABS clamps

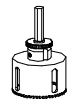






Z Morsetti o supporti in ZAMA / Zamak clamps





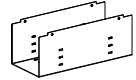
G Piani in Gres porcellanato / Worktops in Porcelain neware;








V Vetro / Glass.



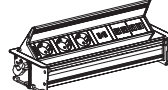


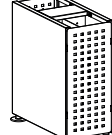
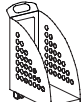
Canalizzazione – Elettrificazione – Accessori/Wire management – Electrification – Accessories

|  |  |   |   |   |
|--|--|---|---|---|
|    |   |  |   |  |
| 300.AP.15.04 W 17 6/8"<br>300.AP.15.05 W 22 7/8"<br>300.AP.15.07 W 30 3/4"<br>300.AP.15.08 W 34 5/8"<br>300.AP.15.10 W 39 3/8"<br>300.AP.15.11 W 43 3/8"<br>300.AP.15.14 W 55 1/8"<br>300.AP.15.16 W 63" | 300.AP.30.02 W 9 1/2"<br>300.AP.30.06 W 23 5/8"<br>300.AP.30.09 W 35 7/16"<br>300.AP.30.11 W 43 3/8"<br>300.AP.30.14 W 55 1/8"<br>300.AP.30.16 W 63" | 300.CL.01.40 W 45 1/4"<br><br>300.AP.20.00 W 22 1/2"                              | 804.CL.02.01 W 3 15/16"<br>804.CL.02.04 W 17 6/8"<br>804.CL.02.06 W 25 5/8"<br>804.CL.02.08 W 33 1/2"<br>804.CL.02.11 W 43 3/8" | 300.AP.F1.00  |

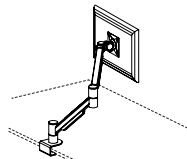
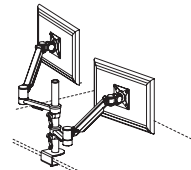
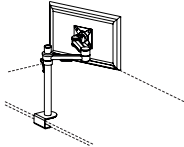
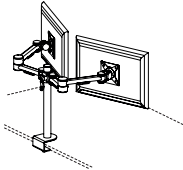
|  |   |   |   |   |   |   |
|--|---|---|---|---|---|---|
|  |  |  |  |  |  |  |
| 300.AP.U1.01 Ø 2 3/8"<br>300.AP.U2.02 Ø 3 1/8"<br>300.AP.U3.03 Ø 4"              | 300.AP.T7.01 Ø 2 3/8"<br>300.AP.T8.01 Ø 3 1/8"<br><br>300.AP.T2.01 Ø 3 1/8"       | 300.AP.V1.00  | 300.AP.31.06  | 300.AP.V2.15  | W 2 3/4" D 2 3/4"<br>x H 3 9/16"<br><br>300.FA.09.01<br>Portapenne / Pen holder     | W 9 1/2" D 3 15/16"<br>x H 10/16"<br><br>300.AC.33.02                               |

|  |  |  |   |   |
|--|--|--|---|---|
|  |                     |         |  |             |
| W 12 5/8" x D 4 7/8"<br>300.AC.38.02 H 1"<br>300.AC.38.03 H 1 3/16"              | 300.AC.67.03<br>Marsupio per top access<br>300.AC.38._._<br>/ Basket for top access<br>300.AC.38._._ | D 6 7/8"<br>300.AC.26.02_ W 9 5/8"<br>300.AC.26.03_ W 13 5/8"<br>300.AC.26.04_ W 17 1/2" | 300.AC.20.02_ W 9 5/8"<br>300.AC.20.03_ W 13 5/8"<br>300.AC.20.04_ W 17 1/2"      | 300.AC.25.02 W 9 1/4"<br>300.AC.25.03 W 13 3/16"<br>300.AC.25.04 W 17 1/8"<br>Marsupio/Basket |

|  |   |   |   |  |  |  |
|--|---|---|---|--|--|--|
|    |    |    |    |    |   |   |
| W 8 1/8"<br>300.AP.S1.02<br>300.AP.S2.02 UK<br>300.AP.S3.02 US<br>Per top access 300.AC.26.02<br>/ For top access 300.AC.26.02 | W 11 7/8"<br>300.AP.S1.03<br>300.AP.S2.03 UK<br>300.AP.S3.03 US<br>Per top access 300.AC.26.03<br>/ For top access 300.AC.26.03 | W 16 4/8"<br>300.AP.S1.04<br>300.AP.S2.04 UK<br>300.AP.S3.04 US<br>Per top access 300.AC.26.04<br>/ For top access 300.AC.26.04 | Ø 3 1/8"<br>300.AP.T8.11<br>Tappo con 1 presa elettrica<br>+ USB (solo ricarica) + passacavo<br>/ Plug with 1 electrical socket<br>+ USB (only charge) + outlet lid | 300.AP.T8.14<br>Tappo con 1 presa elettrica<br>+ USB (solo ricarica) + HDMI<br>/ Plug with 1 electrical socket<br>+ USB (only charge) + HDMI | 300.AP.T8.17<br>Tappo con 1 presa elettrica<br>+ USB (solo ricarica) + RJ45<br>/ Plug with 1 electrical socket<br>+ USB (only charge) + RJ45 | 300.AP.T8.20<br>Tappo con 1 presa elettrica<br>+ USB (solo ricarica) + USB dati<br>/ Plug with 1 electrical socket<br>+ USB (only charge) + USB data |

|  |   |   |  |   |   |   |
|--|---|---|--|---|---|---|
|  |  |  |   |  |  |  |
| W 8 1/4"<br>300.AT.A6.02<br>300.AT.A7.02 UK<br>300.AT.A8.02 US                     | W 10"<br>300.AT.A6.03<br>300.AT.A7.03 UK<br>300.AT.A8.03 US                         | W 15 3/8"<br>300.AT.A6.04<br>300.AT.A7.04 UK<br>300.AT.A8.04 US                     | L 5 P 3 x H 5<br>812.AC.08.01<br>812.AC.08.01 – UK<br>812.AC.08.01 – US<br>Presa USB (solo ricarica)<br>/ USB Socket (only charge) | 300.AP.T4.01<br>300.AP.T5.01 UK<br>300.AP.T6.01 US                                  | 300.AC.16.02_   | 300.AC.06.05_   |

Bracci porta video/Arms for video support

|  |  |   |   |
|--|--|---|---|
|                  |                           |            |                      |
| 300.AC.02.01<br>Braccio porta video mobile su piano<br>/ Dynamic arm for video support on deskbase | 300.AC.02.02<br>Doppio braccio porta video mobile su piano<br>/ 2 dynamic arms for video support on deskbase | 300.AC.01.01<br>Braccio porta video statico su palo<br>/ Static arm for video support on pole | 300.AC.01.02<br>Doppio braccio porta video statico su palo<br>/ 2 static arms for video support on pole |

Note:

1 Le dimensioni sono espresse in pollici – consultare il listino prezzi per le caratteristiche tecniche, i codici degli articoli e delle finiture/Dimensions are stated in inch – for technical characteristics, article code numbers and finishing see price list;

2 Prodotti non in pronta consegna. Per la disponibilità contattare l'ufficio commerciale / Items not in prompt delivery. Please contact the commercial department to check availability;

3 Fino ad esaurimento/Until exhaustion.

4 Articoli prodotti solo su richiesta/Items produced only on demand;

Lampade/Lights

W 78 6/8" D 5 11/16" x H 14 9/16"

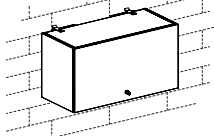


300.AC.50.20\_

**Note:** Da integrare ai tavoli riunione/To be integrated with meeting tables

Pensile / Overhead unit

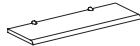
W 30 3/4" D 13 6/8" x H 16 4/8"




300.AC.75.07\_

Mensola con supporti/Wall-shelf with supports

D 11 7/8" x H 1"



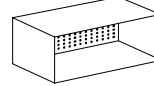
300.AC.M1.09\_ W 35 7/16"  
300.AC.M1.13\_ W 51 3/16"  
300.AC.M1.18\_ W 70 7/8"



300.AC.M2.00  
Coppia ovetti reggi-mensola  
/ Pair of egg-shaped wall-support

Contenitori multiuso/Multipurpose units

W 31 1/2" D 15 3/4" x H 15 3/4"



300.AC.15.08  
Contenitore porta dox in lamiera  
/Steel top box

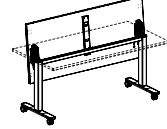
W 13 6/8" D 9 1/2" x H 13 6/8"



300.AC.14.03\_  
Box multiuso  
/Storage box

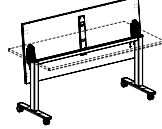
Tavoli su ruote con piano ribaltabile/Tables on castors with flip worktop

D 27 9/16" - H 29 1/8"

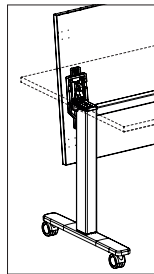


300.TF.01.08\_ W 31 1/2"  
300.TF.01.10\_ W 39 3/8"  
300.TF.01.12\_ W 47 1/4"  
300.TF.01.14\_ W 55 1/8"  
300.TF.01.16\_ W 63"  
300.TF.01.18\_ W 70 7/8"

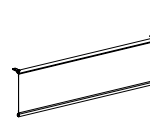
D 31 1/2" - H 29 1/8"



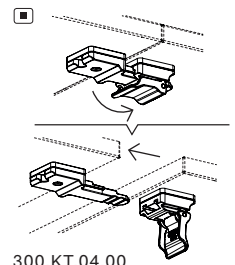
300.TF.02.08\_ W 31 1/2"  
300.TF.02.10\_ W 39 3/8"  
300.TF.02.12\_ W 47 1/4"  
300.TF.02.14\_ W 55 1/8"  
300.TF.02.16\_ W 63"  
300.TF.02.18\_ W 70 7/8"



D 3/8" - H 12 3/16"



300.MP.10.08\_ W 18 5/16"  
300.MP.10.10\_ W 26 3/16"  
300.MP.10.12\_ W 34 1/8"  
300.MP.10.14\_ W 41 15/16"  
300.MP.10.16\_ W 49 13/16"  
300.MP.10.18\_ W 57 5/16"  
Modesty panel per tavolo con piano ribaltabile  
/Modesty panel for table with flip worktop

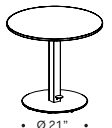


300.KT.04.00  
Ganci per collegare in linea tavoli folding  
/Hooks to connect folding desks in line

Tavoli su gamboni regolabili/Tables on adjustable metal column

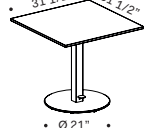
H 27 3/8" - 44 11/16"

• Ø 31 1/2" •



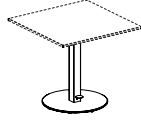
300.TR.60.08\_

• 31 1/2" • 31 1/2"



300.TR.61.08\_

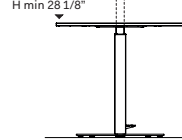
• 31 1/2" •



300.TR.62.00\_

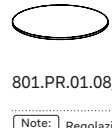
H max 45 1/2"

H min 28 1/8"



H 23/32"

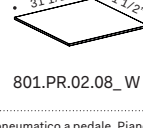
• Ø 31 1/2" •



801.PR.01.08\_ Ø 31 1/2"

H 23/32" P 31 1/2"

• 31 1/2" • 31 1/2"

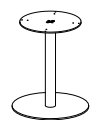


801.PR.02.08\_ W 31 1/2"

**Note:** Regolazione con sistema pneumatico a pedale. Piano in melaminico sp. 18 mm con bordi perimetrali in ABS/Adjustment with pneumatic pedestalsystem. Worktops in melamine 23/32" thick with ABS perimetrical edges

Colonne e gamboni/Metal colums

H 28 1/8"



300.AC.17.06\_ Ø 23 5/8"

W 21 5/8" D 21 5/8" x H 2/1/8"



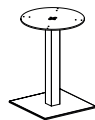
300.AC.51.08\_

W 2" x D 2"



703.GM.01.01\_ H 28 1/8"  
802.GF.05.01\_ H 28 7/16"

W 18 7/8" D 18 7/8" x H 28 3/4"



300.AC.18.04

Note:

**1** Le dimensioni sono espresse in pollici - consultare il listino prezzi per le caratteristiche tecniche, i codici degli articoli e delle finiture/Dimensions are stated in inch - for technical characteristics, article code numbers and finishing see price list;

**■** Prodotti non in pronta consegna. Per la disponibilità contattare l'ufficio commerciale / Items not in prompt delivery. Please contact the commercial department to check availability;

**☒** Con serratura/With lock.

**☒** Fino ad esaurimento/Until exhaustion.

**HA** Gambone in alluminio anodizzato / Metal column made in "Anodized" aluminium;

**H** Gambone verniciato a polveri in bianco, alluminio o antracite / Metal column electrostatic painted in white, aluminum or anthracite;